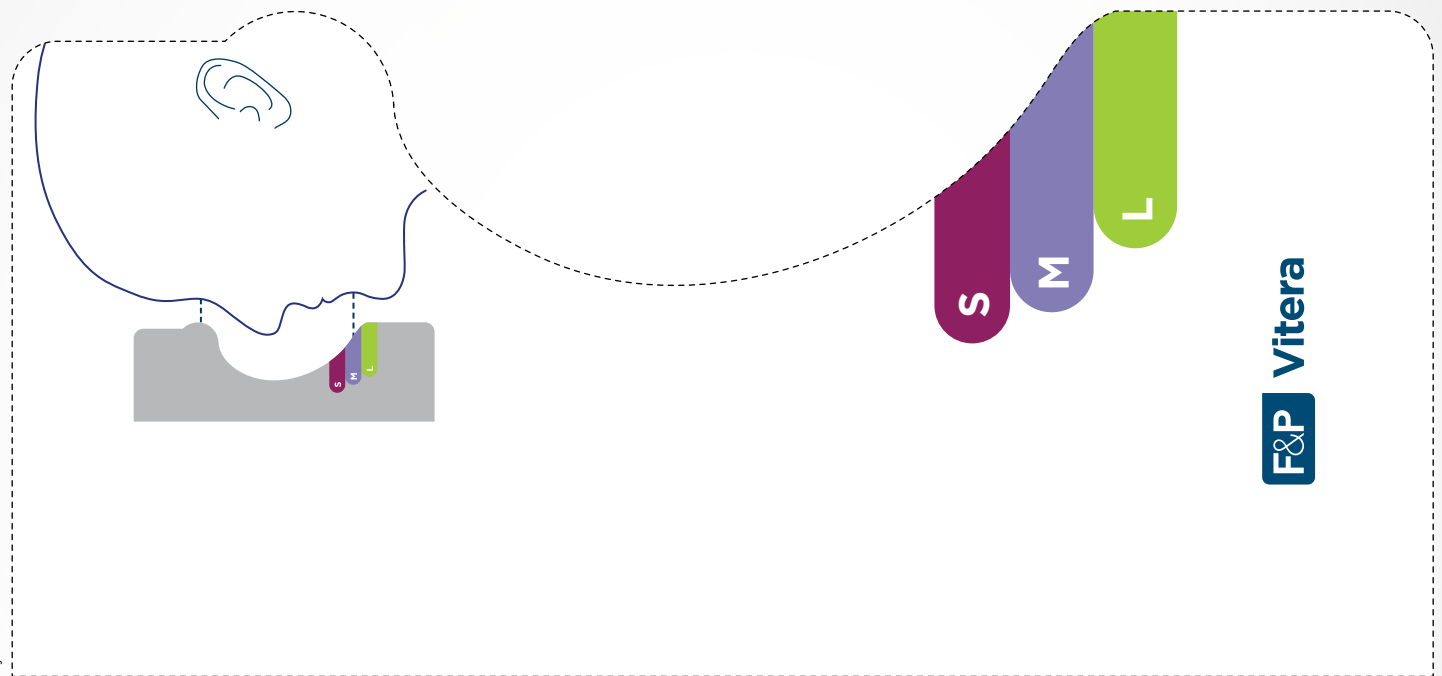
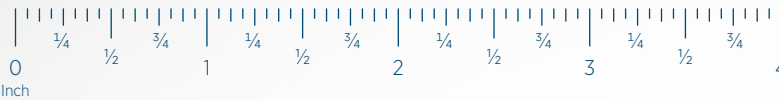
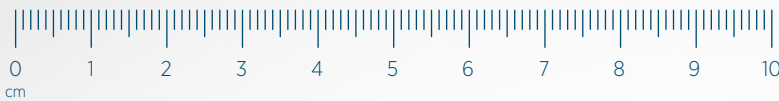


Sizing guide instructions:

1. Print this sizing guide onto A4 sized paper. Ensure you select “Actual size” and not “Fit” in the printer settings.
2. Place your ruler next to a ruler printed below to ensure they measure the same. If they don't, please contact your healthcare provider.
3. With your scissors, carefully cut along the dotted lines on the sizing guide.
4. Follow the directions on the sizing guide to determine the recommended seal size.

Tip

Use a mirror or someone at home to assist you with sizing.



SUI-621905 REV A © 2020 Fisher & Paykel Healthcare Limited

This product may not be right for you.
Read the warnings and instructions for use before purchase.